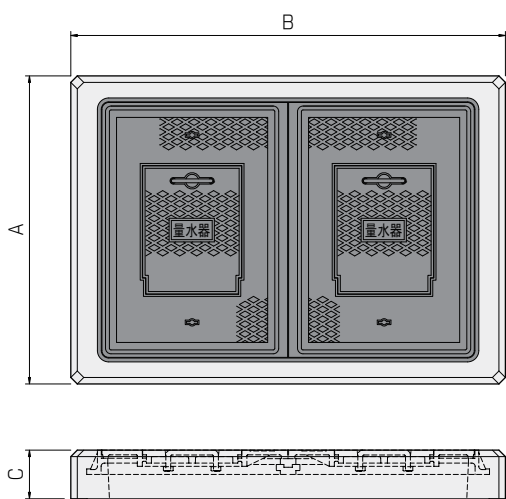
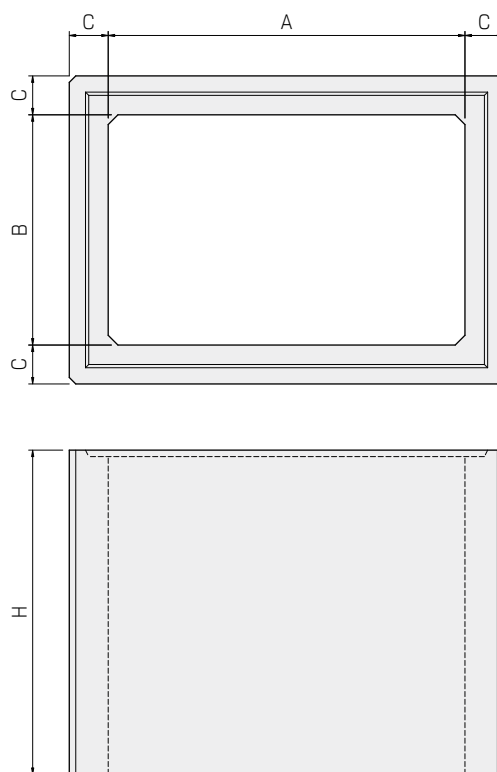


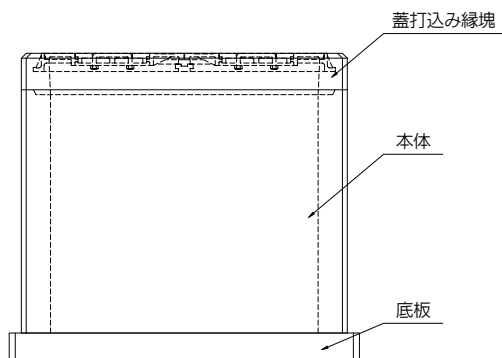
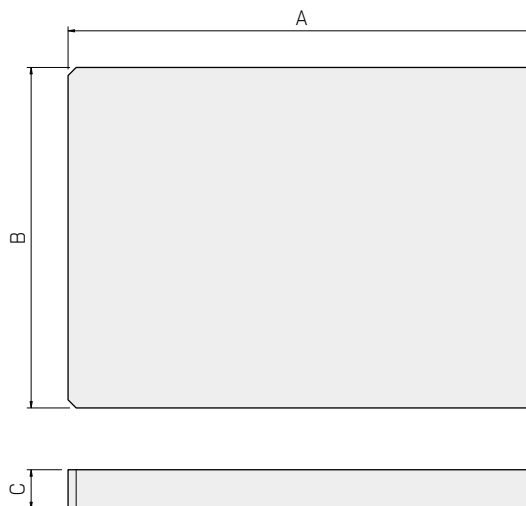
蓋打込み縁塊



本体



底板



呼び		寸法(mm)				参考重量(kg)
		A	B	C	H	
蓋打込み縁塊	MC-1	510	630	120	—	70
	MC-2	710	910	150	—	102
	MC-3	950	1340	150	—	102
本体	MC-1	430	310	100	任意	—
	MC-2	710	510	100	任意	—
	MC-3	1100	710	120	任意	—
底板	MC-1	730	610	100	—	107
	MC-2	1010	810	100	—	196
	MC-3	1440	1050	120	—	435